













Dimensions and Deck Type

				
Gross vehicle weight rating (GVWR)				
65,000 lb	✓	✓	✓	✓
Payload capacity				
55,000 lb	✓	✓	✓	✓
Inside height				
110½" at front and 111" at rear	✓	✓	✓	✓
Inside width				
98½" at wearband	–	–	–	✓
100" at wearband	–	–	✓	–
101" at wearband	✓	✓	–	–
Overall length				
53' 0"	✓	✓	✓	✓
Overall height				
13' 6" on 46½" height 5th wheel	✓	✓	✓	✓
Overall width				
102¾"	✓	✓	✓	✓
Deck type				
Straight with ½" wedge	✓	✓	✓	✓





Front Subframe

				
Front subframe 3½" deep box beam design; raised 1½"	✓	✓	✓	✓
Approach plate 8 ga. carbon steel full width	✓	✓	✓	✓
Kingpin location 36" from front	✓	✓	✓	✓
Kingpin plate 3 ga. high strength steel full width	✓	✓	✓	✓
Kingpin type AAR hardness cruciform	✓	✓	✓	✓

Support Leg and Assembly

				
Support legs				
Jost® model A401 enhanced 50,000 lb capacity	✓	✓	✓	✓
Support leg location				
105" from center line of kingpin to center line of support legs	✓	✓	✓	✓
Support leg shoe type				
10" × 10" ultra low profile cushion foot	✓	✓	✓	✓
Support leg bracing				
Bolt-on cross-bracing with 7 ga. 3¼" deep high strength steel channels	✓	✓	✓	✓
Support leg crank location				
Roadside of support legs	✓	✓	✓	✓

Crossmembers and Rails

				
Bottom rails				
20 $\frac{3}{8}$ " deep heavy-duty extruded aluminum	—	✓	—	—
10 $\frac{3}{8}$ " deep heavy-duty extruded aluminum	✓	—	✓	✓
Crossmembers front subframe to legs				
2 $\frac{3}{16}$ " steel hat-shaped crossmembers with continuous endplate	✓	✓	✓	✓
Crossmembers legs to rear subframe				
4" steel 80,000 psi I-beam crossmembers with 4 rivet end clips on 12" center line	✓	✓	✓	✓
Crossmembers over rear subframe				
4" steel I-beam crossmembers with 4 rivet end clips on 12" center line	✓	✓	✓	✓
Crossmembers over support legs				
(5) 4" steel I-beam crossmembers with 4 rivet end clips on 12" center line over legs	✓	✓	✓	✓

Rear Subframe







Vertical and horizontal dock bumper

D.O.T. high strength steel vertical with non-slip horizontal



Suspension, Axles and Actuation

				
Hendrickson air ride system with integral axles				
Hendrickson® HKANT 40K air ride/slider system with 49" axle spacing on HD slider	✓	✓	✓	✓
Slider suspension location				
70" rear and 166" forward for 96" of slider travel	✓	✓	✓	✓
Slack adjusters				
Bendix® Versajust® automatic	✓	✓	✓	✓
Slider pin release mechanism				
Hendrickson® Quik-Draw® air-operated slider repositioning system	✓	✓	✓	✓
Air actuation system				
1 tank with spring brakes	✓	✓	✓	✓
Air brake chambers				
Bendix® Eversure® 3030	✓	✓	✓	✓
Air ride dump valve				
Hendrickson® automatic	✓	✓	✓	✓
Anti-lock brake system (ABS)				
Bendix® TABS-6 2S/1M	✓	✓	✓	✓
Axle spindle nuts				
Hendrickson® precision	✓	✓	✓	✓
Brake lining style				
Hendrickson® HXS brake lining style	✓	✓	✓	✓
Hub piloted system with outboard drums				
10 stud system for 16½" × 7" brakes	✓	✓	✓	✓
Hubcaps				
Federal-Mogul "non-vented"	✓	✓	✓	✓
Oil seals				
Federal-Mogul 5 star oil seal with 5-year warranty	✓	✓	✓	✓



Wheel bearing lubrication

Mobilube HD Plus 80W-90 oil







Wheel bearings

General bearings (cones) and races (cups)



Front Wall

				
Front panels				
.040" aluminum, pre-painted white with Ultra Road Shield™ Plus (URS+)	✓	✓	✓	✓
Front wall posts				
(4) 2" 14 ga. high strength 50 steel hat-shaped posts	✓	✓	✓	✓
Front corner post				
.080" extruded aluminum 4¼" radius	✓	✓	✓	✓
Front top rail				
Extruded aluminum wraparound	✓	✓	✓	✓
Gladhands and receptacle location				
Gladhands and receptacle mounted on an aluminum extrusion offset to roadside	✓	✓	✓	✓

Side Wall



Side panels

Composite panel side wall design with injected polyurethane foam core; .040" aluminum exterior side wall panels, pre-painted white with Ultra Road Shield™ Plus (URS+)

✓

✓

✓

—

.040" aluminum exterior side wall panels, pre-painted white with Ultra Road Shield™ Plus (URS+)

—

—

—

✓

Side posts

3/8" 14 ga. high strength galvanized hat-shaped 24" center line; (front and rear subframe 16" center line) with "A" slots on 8" vertical center line; posts on 12" center line at extreme front panel

✓

✓

—

—

3/4" 14 ga. high strength galvanized hat-shaped 24" center line; (front and rear subframe 16" center line) with "A" slots on 8" vertical center line; posts on 12" center line at extreme front panel

—

—

✓

—

1 1/4" galvanized high strength hat posts on 24" center line with choice of plywood lining options

—

—

—

✓

Roof



Roof skin

.040" one-piece aluminum coil



Roof bows

1¼" anti-sag 18 ga. galvanized steel bows bonded to roof skin







Top rails

4½" deep heavy-duty extruded aluminum



Rear Case and Doors

				
Rear case & buckplate material				
Satin finish stainless steel	✓	✓	✓	✓
Rear case corner posts & header				
Satin finish stainless steel	✓	✓	✓	✓
Rear door hinge material				
Non-polished aluminum	✓	✓	✓	✓
Rear door hinges				
4 per door	✓	✓	✓	✓
Holdbacks				
Recessed swing door	—	✓	—	—
Chain link and hook type door	✓	✓	✓	✓
Rear door lock rods				
1 per door	✓	✓	✓	✓
Rear door panels				
½" composite rear swing doors with pre-painted white galvanized steel panels with polyethylene core	✓	✓	✓	✓
Rear treadplate				
.219" high × 27" deep high strength steel treadplate integral with rear buckplate	✓	✓	✓	✓

Floors



Floor type

1 3/8" laminated hardwood floor with 20,000 lb front axle fork truck rating and with 3 screws per board per crossmember







Floor joint sealant





Caulking applied prior to assembly between each joint







Lining

				
Front wall lining				
(2) .016" grade 80 galvanized (G40) steel panels pre-painted white with rolled edges	✓	✓	✓	✓
Front wall wearband				
14" high galvanized steel grade 80	✓	✓	✓	✓
Side wall lining				
Snag-Free® pre-painted white galvanized steel "anti-snag"	✓	✓	✓	—
Choice of plywood lining options	—	—	—	✓
Side wall lining closures				
45° front corner diagonal lining closures	✓	✓	✓	✓
Wearband				
18 ga. 8" high corrugated steel surface mounted 10" above floor	—	✓	—	—
18 ga. 12" high corrugated steel surface mounted	✓	—	✓	✓
Rear door lining				
Pre-painted white galvanized steel door panels with polyethylene core	✓	✓	✓	✓

Electrical

				
Electrical receptacle				
7-way without circuit breakers	✓	✓	✓	✓
Main harness				
Utility moisture-resistant 6-wire harness with internal ground and 7-way plug	✓	✓	✓	✓
Clearance lights quantity				
0-1-2-5 D.O.T. minimum clearance light package	✓	✓	✓	✓
Rear header clearance lights				
Grote® Micronova® LED grommet-mounted	✓	✓	✓	✓
Upper clearance lights				
Factory choice LED with 3" mounting hole at center line	✓	✓	✓	✓
Lower clearance lights				
Grote® Micronova® LED PC-rated	✓	✓	✓	✓
Side mounted directional light				
Grote® Supernova® LED combo on bracket below bottom rail (each side)	✓	✓	✓	✓
ABS warning light				
Grote® Micronova® LED PC-rated	✓	✓	✓	✓
Conspicuity tape location				
On bottom rails and at rear	✓	✓	✓	✓

Paint and Finish

				
Front panel finish				
Pre-painted white with Ultra Road Shield™ Plus (URS+)	✓	✓	✓	✓
Front corner post finish				
Natural aluminum	✓	✓	✓	✓
Front subframe assembly finish				
Fully flooded inside with black rust preventative finish, top plate prime painted	✓	✓	✓	✓
Side panel finish				
Pre-painted white with Ultra Road Shield™ Plus (URS+)	✓	✓	✓	✓
Rear case finish				
Satin finish stainless steel	✓	✓	✓	✓
Rear subframe finish				
Rust preventative coating	✓	✓	✓	✓
Vertical & horizontal dock bumper finish				
Utility black enamel on horizontal bumper, black scharpf on vertical bumper	✓	✓	✓	✓
Bottom side rail finish				
Natural aluminum	✓	✓	✓	✓
Top front & top side rail finish				
Natural aluminum	✓	✓	✓	✓
Roof exterior finish				
Natural aluminum	✓	✓	✓	✓
Floor undercoat				
Pre-coated with black sealer on bottom of wood floor	✓	✓	✓	✓
Support leg finish				
Rust preventative coating	✓	✓	✓	✓

Miscellaneous



Mudflap type

Plastic anti-sail with Utility logo, mounted with steel reinforcing straps



Tires and Wheels



22.5" x 8.25" standard width wheels

Factory choice steel 10 hub-piloted wheels



Tires

BFGoodrich 275/80R 22.5 TR144 LRG 14 ply, load range G

